


Home Safety Checklist for Aging in Place




BASIC SAFETY

- ☐ Identify broken objects and repair
- ☐ Check for adequate lighting throughout the home. Add lighting, change lightbulbs as needed
- ☐ Add lists of emergency phone numbers near each telephone
- ☐ Ensure thresholds are flush where possible
- ☐ Consider the need for a generator for power outages



FLOORS

- ☐ Look for and replace anything that may cause tripping (throw rugs, welcome mats, etc.)
- ☐ Ensure carpets and rugs are affixed to the floor
- ☐ Install non-slip mats in areas that might become wet and slippery
- ☐ Organize cords so they are not in walking areas
- ☐ Install smoke detectors and carbon monoxide detectors in the kitchen and bedrooms
- ☐ Check batteries on those already installed




STAIRS

- ☐ Install ramps as necessary
- ☐ Install handrails on both sides of the staircase
- ☐ Ensure outdoor steps are sturdy and textured to avoid falls



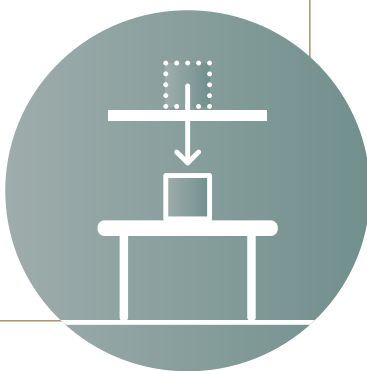
BATHROOMS

- ☐ Add grab bars near toilets, tubs, showers
- ☐ Add a curbless shower for safe bathing
- ☐ Install shower seat
- ☐ Add hand-held shower
- ☐ Use non-slip strips as needed
- ☐ Install a toilet that's 2-2.5 inches higher than standard



KITCHEN

- ☐ Lower counters for wheelchair accessibility
- ☐ Install countertops with rounded edges and corners
- ☐ Consider cabinets and drawers with built-in features, such as Lazy Susans or spinout or pullout shelves
- ☐ Add automated soap dispensers and hands-free faucets
- ☐ Replace ovens and cooktops with auto-shut-off models



KITCHENS
BATHROOMS



DESIGN
INSTALLATION

Spencerport: 415 S Union St. Spencerport, NY 14559 | **Webster:** 1349 Fairport Nine Mile Point Rd. Webster, NY 14580